

# Eligible to Naturalize Fact Sheet



U.S. Citizenship  
and Immigration  
Services

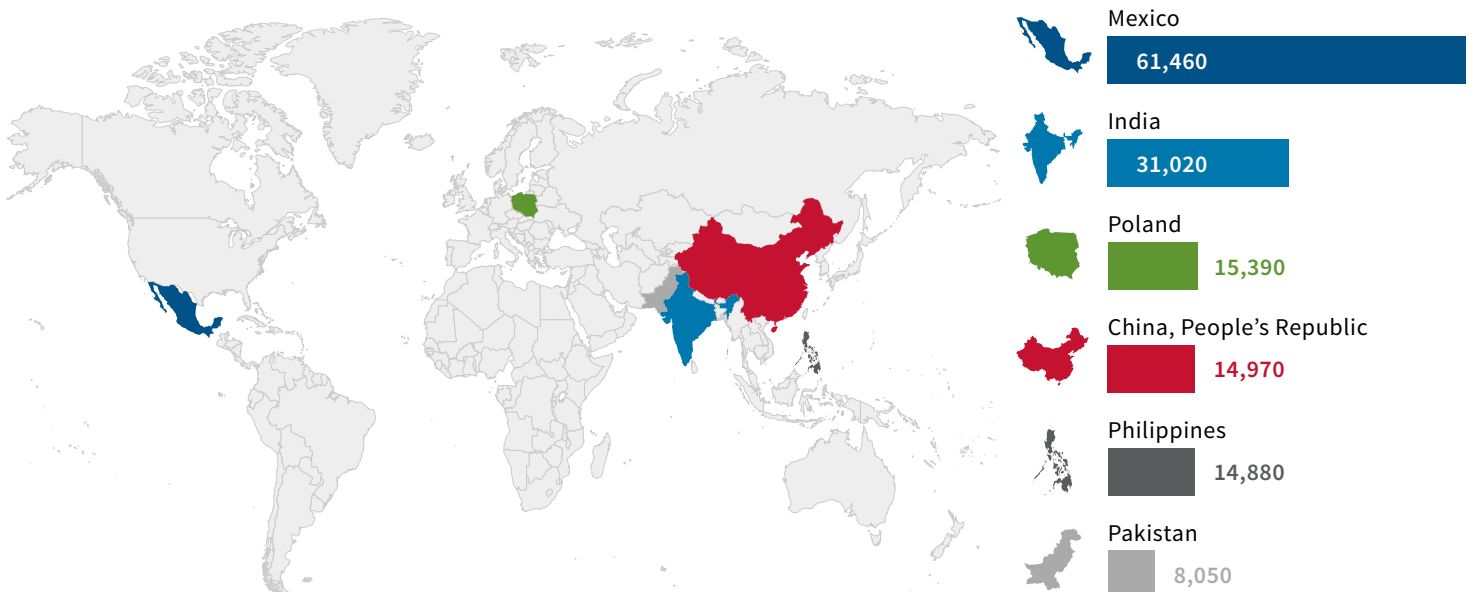
 **CHICAGO-NAPERVILLE-ELGIN, IL-IN-WI  
CORE BASED STATISTICAL AREA (CBSA)**

*Data Source: Office of Immigration Statistics*

This fact sheet provides information on select characteristics of people with Lawful Permanent Residence (LPR) status, also known as Green Card holders. Generally, an LPR is eligible to become a naturalized U.S. citizen after meeting certain requirements. Providing more information on the eligible to naturalize population is in keeping with the Executive Order on Restoring Faith in Our Legal Immigration Systems and Strengthening Integration and Inclusion Efforts for New Americans (E.O. 14012).

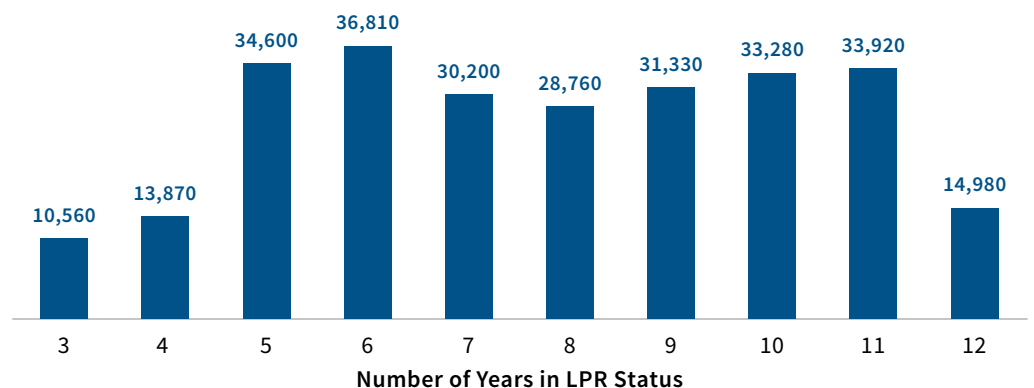
Throughout our history, the United States has welcomed immigrants from all over the world who have helped shape and define our country. Granting citizenship to eligible lawful permanent residents is vital to our nation's security, economic prosperity, and a future built on the principles of the U.S. Constitution. Some of the benefits to becoming a U.S. citizen include the right to vote, traveling with a U.S. passport, bringing family members to the U.S., applying for federal jobs, and becoming an elected official.

## Top Countries of Birth



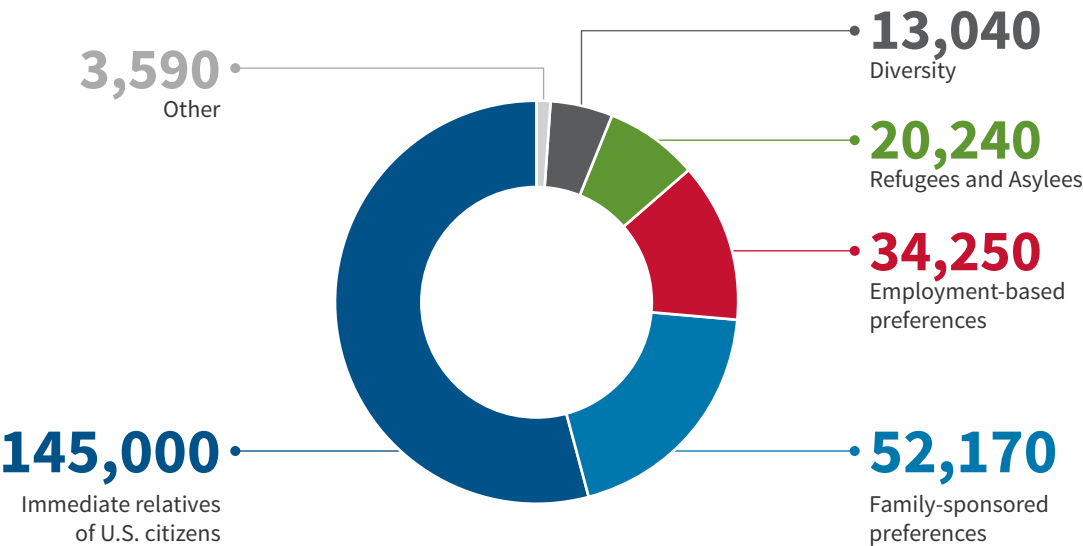
## Number of Years in LPR Status

Generally, a Lawful Permanent Resident (or LPR) is eligible to become a naturalized U.S. citizen after meeting certain requirements such as length of time in LPR status; the length of time depends on the class of admission they were given as an LPR.

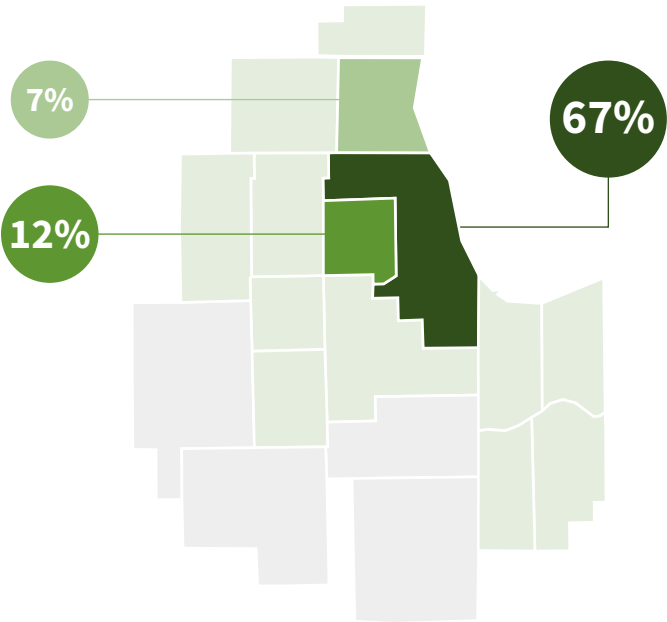


LPRs by Category of Admission

After meeting certain eligibility requirements, a person can gain LPR status through employment, family relationships, the diversity visa program, or as a refugee or asylee, among other ways.



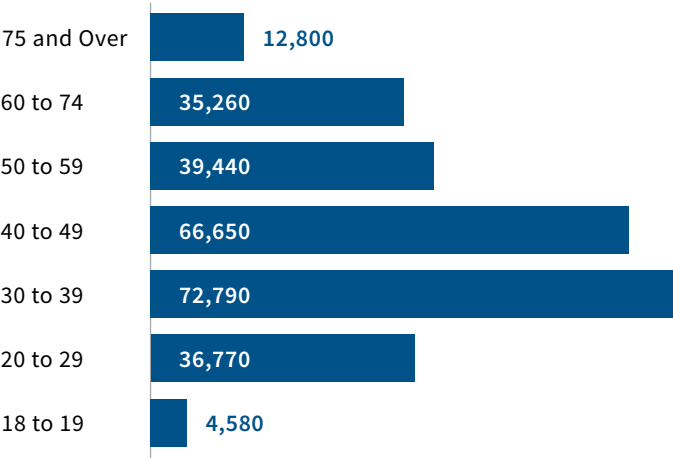
Concentration of Eligible to Naturalize in the Region



**86%** of the eligible to naturalize population resides in **three** counties.

- Cook County, IL: 178,690
- DuPage County, IL: 32,560
- Lake County, IL: 19,450
- DeKalb County, IL: 900
- Grundy County, IL: 280
- Jasper County, IN: 110
- Kane County, IL: 12,510
- Kendall County, IL: 1,510
- Kenosha County, WI: 1,270
- Lake County, IN: 4,180
- McHenry County, IL: 3,820
- Newton County, IN: 30
- Porter County, IN: 840
- Will County, IL: 12,140

Eligible to Naturalize by Age



Eligible to Naturalize by Gender

