



U.S. Citizenship
and Immigration
Services



National Engagement on Re-Parole for Certain Ukrainian Citizens and Their Immediate Family Members

We will begin at 1 p.m. Eastern.

Please enjoy our pre-event slides.

**You may connect to your computer audio or dial 415-527-5035
(access code: 2824 786 9456)**

New Re-Parole Page and FAQs!



U.S. Citizenship
and Immigration
Services

Home > Humanitarian > Uniting for Ukraine > Re-Parole Process for Certain Ukrainian Citizens and Their Immediate Family Members

Re-Parole Process for Certain Ukrainian Citizens and Their Immediate Family Members

ALERT: Medical Attestation Requirements under Uniting for Ukraine
If you are a parolee under [Uniting for Ukraine](#), you must complete your [medical attestation requirements](#) as a condition of your parole. The attestation needs to be completed in your [USCIS online account](#).

Effective Feb. 27, 2024, we will accept and consider, on a case-by-case basis, applications for certain Ukrainians and their immediate family members paroled into the United States under section 212(d)(5)(A) of the Immigration and Nationality Act. Ukrainian citizens and their immediate family members may apply for re-parole by submitting [Form I-131, Application for Travel Document](#), along with supporting documentation and the proper filing fee or [fee waiver request](#). You can submit Form I-131 online or on paper by mail.

To be eligible for re-parole under this process, you must demonstrate the following:

- That you are a Ukrainian citizen or immediate family member who was paroled into the United States on or after Feb. 11, 2022;
- That there are continued urgent humanitarian reasons or significant public benefit for a new period of parole, as well as any additional factors;



Home > Humanitarian > Uniting for Ukraine > [Re-Parole Process for Certain Ukrainian Citizens and Their Immediate Family Members](#) > Frequently Asked Questions about the Re-Parole Process for Certain Ukrainians and their Immediate Family Members

Frequently Asked Questions about the Re-Parole Process for Certain Ukrainians and their Immediate Family Members

Filter by Category

Search by content

Filter

Use double quotation marks to search for a specific phrase, e.g. "green card"

Reset

Close All Open All

Q1. I am currently outside the United States. Can I apply for re-parole under this process?



Create Your Free USCIS Online Account



U.S. Citizenship
and Immigration
Services

- Instructional videos and webpage:
 - How to create a USCIS Online Account at [my.USCIS.gov](https://my.uscis.gov)
 - Benefits of a USCIS Online Account
 - New webpage in Ukrainian & Russian
- Resources for attorneys and accredited representatives.
- Learn how to reset your password and request technical support.
- Learn more at uscis.gov/file-online.



Pre-event slide. There is no audio. We will begin our presentation at 1 p.m. Eastern.

Complete Medical Attestations



U.S. Citizenship
and Immigration
Services

Parolees under Uniting for Ukraine must complete their medical attestation requirements in their USCIS online account as a condition of parole within 90 days of their arrival into the United States.

Log in to your account at my.uscis.gov and attest to:

- Completing all vaccine requirements or that you are eligible for an exception.
- Receiving a medical screening for tuberculosis within 90-days.

For a complete list of vaccine and medical screening requirements, visit uscis.gov/Ukraine.

Vaccine Attestation

Pre-Travel Attestations:

Measles Vaccine (Select one)

- I have received at least one dose of measles vaccine.
- I am not vaccinated against measles but qualify for an exception to this requirement because I am younger than 12 months old or was born prior to 1957.
- I am not vaccinated against measles, but qualify for an exception to this requirement because I:
 - Have a history of a severe (anaphylactic) reaction to a previous dose or to any component of the vaccine (such as gelatin or neomycin);
 - Am pregnant;
 - Had a recent blood transfusion or other blood products;
 - Have a known severe immunodeficiency; or
 - Have a family member (parent, brother, or sister) with a history of hereditary or congenital immune system problem.

Polio Vaccine (Select one)

- I have received at least one dose of polio vaccine.
- I am not vaccinated against polio but qualify for an exception to this requirement because I am younger than 6 weeks old.
- I am not vaccinated against polio but qualify for an exception to this requirement because I have a history of a severe (anaphylactic) reaction to a previous dose or to any component of the vaccine.
- I am not vaccinated against polio because the vaccine is not approved or licensed for use in my age group, but I will get vaccinated within 14 days of arrival in the US.

COVID-19 Vaccine (Select one)

- I have received at least one dose of a US Food and Drug Administration (FDA) approved or authorized COVID-19 vaccine or a COVID-19 vaccine with World Health Organization Emergency Use Listing (WHO EUL). If not fully vaccinated, I will complete a recommended COVID-19 vaccine series within 90 days after arrival. If the COVID-19 vaccine I received cannot be determined or is not available in the United States, I will receive at least one dose of an FDA approved or authorized COVID-19 vaccine according to the [current CDC COVID-19 vaccination guidelines](#).
- I have not received at least one dose of an US Food and Drug Administration (FDA) approved or authorized COVID-19 vaccine or a COVID-19 vaccine with World Health Organization Emergency Use Listing (WHO EUL) but qualify for an exception to this requirement because I am too young. I will start a COVID-19 vaccine series within 90 days of arrival to the United States or reaching the eligible age, whichever is later, and will complete my recommended primary vaccine series in accordance with [current CDC COVID-19 vaccination guidelines](#).
- I am older than 6 months of age, but I am not vaccinated against COVID-19 because the vaccine is not approved or licensed for use in my age group where I have been residing. I will start a COVID-19 vaccine series within 90 days of arrival to the United States and will complete my recommended primary vaccine series in accordance with [current](#)

Have You Moved?



U.S. Citizenship
and Immigration
Services



Licensed image from the Microsoft PowerPoint image gallery.

Don't miss important notices and documents from USCIS!

Give us your new address as soon as you move.

Update your address in your USCIS online account at my.uscis.gov.

Don't Be a Victim of Immigration Scams



U.S. Citizenship
and Immigration
Services

- Beware of individuals posing as or impersonating U.S. government officials.
- Beware of individuals asking for personal information.
- Beware of scam websites. U.S. government websites end in **.gov**.
- Do not transfer money or pay fees to an individual.
- Watch for identity theft.
- Use our “Find Legal Services” website to learn about immigration attorneys and accredited representatives.



USCIS is licensed to use this image.

Learn more ways to avoid scams at
uscis.gov/avoidscams.

Pre-event slide. There is no audio. We will begin our presentation at 1 p.m. Eastern.

Multilingual Resource Center



U.S. Citizenship
and Immigration
Services

We have resources in several languages on a variety of topics.

Visit our Multilingual Resource Center at
uscis.gov/tools/multilingual-resource-center.



USCIS is licensed to use this image.



Pre-event slide. There is no audio. We will begin our presentation at 1 p.m. Eastern.

Don't Miss Our Engagements!



U.S. Citizenship
and Immigration
Services

We post information about our national and local engagements at uscis.gov/outreach.



USCIS is licensed to use this image.



Pre-event slide. There is no audio. We will begin our presentation at 1 p.m. Eastern.

Electronic Reading Room



U.S. Citizenship
and Immigration
Services

We post some engagement materials in the Electronic Reading Room at uscis.gov/records/electronic-reading-room.



USCIS is licensed to use this image.



Pre-event slide. There is no audio. We will begin our presentation at 1 p.m. Eastern.

Today's Agenda



U.S. Citizenship
and Immigration
Services

Re-Parole Application Process for Certain Ukrainian Citizens and Their Immediate Family Members

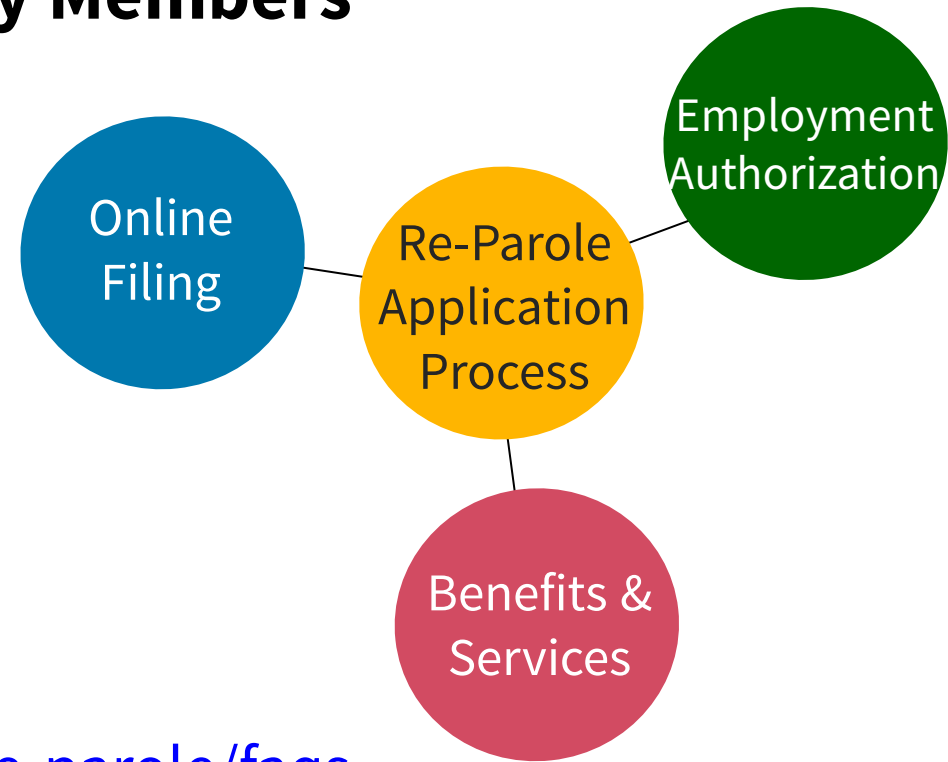
- Overview of the process
- Employment Authorization

Benefits and Services

- Federal benefits
- Who is eligible

Question & Answer Session

- FAQs available at [uscis.gov/ukraine re-parole/faqs](https://uscis.gov/ukraine-re-parole/faqs)





U.S. Citizenship
and Immigration
Services

How to Apply for Re-Parole



For Certain Ukrainian Citizens and
Their Immediate Family Members

March 5, 2024

Disclaimer




U.S. Citizenship
and Immigration
Services

Materials presented today are for informational purposes only and are not legal advice. The information disseminated today and statements made by USCIS personnel are intended solely for the purpose of providing public outreach to the agency's stakeholders about issues of mutual interest. It is not intended to, does not, and may not be relied upon to create any right or benefit.



Reminders



1. Send questions from media to media@uscis.dhs.gov.
2. Send questions from congressional offices to usciscongressionalinquiries@uscis.dhs.gov.
3. Electronic Reading Room
uscis.gov/records/electronic-reading-room 
4. Submit written questions through the Q&A box during the engagement.
5. Send questions after the engagement to public.engagement@uscis.dhs.gov.



U.S. Citizenship
and Immigration
Services

Overview of the Re-Parole Application Process

Eligibility Requirements



- Be a Ukrainian citizen or a non-Ukrainian immediate family member who resided in Ukraine through Feb. 11, 2022, and were paroled into the United States on or after Feb. 11, 2022.
- Demonstrate continued urgent humanitarian reasons or significant public benefit for an additional period of parole.
- Demonstrate that you warrant a favorable exercise of discretion.
- Be physically present in the United States.
- Complied with the conditions of your initial parole.
- Clear biographic and biometric background checks.

Apply for Re-Parole Online



U.S. Citizenship
and Immigration
Services

- File **Form I-131**, Application for Travel Document, online at [my.USCIS.gov](https://my.uscis.gov).
- USCIS will consider re-parole requests on a case-by-case basis for up to two years.
- Must apply for re-parole before your initial parole period ends.
- Benefits of filing online:
 - Prevent common mistakes and save time
 - Respond to Requests for Evidence more quickly
 - Check myProgress for your estimated personalized wait times
- Check for the most current application fee at uscis.gov/i-131.
- Beginning April 1, all online filers will receive a \$50 discount.
- Cannot submit Form I-912 to request a fee waiver online, only with paper filings.

Apply for Employment Authorization



U.S. Citizenship
and Immigration
Services

- If re-parole is granted, apply for employment authorization either by mail or online.
- Submit **Form I-765**, Application for Employment Authorization, with a copy of your re-parole approval notice.
- Submit filing fee. Check for most current fee at uscis.gov/i-765.
- Cannot submit a fee waiver request, Form I-912, when you file online; you can only request a fee waiver with paper filings.
- Employment Authorization Document (EAD) will be valid for the duration of your re-parole period.
- Present new EAD for employment eligibility verification.



USCIS is licensed to use this image.

Employment Authorized Incident to Parole



U.S. Citizenship
and Immigration
Services

- If you receive a Form I-131 approval notice showing a new period of parole, visit CBP's Form I-94 website to view and print a copy of your Form I-94 at i94.cbp.dhs.gov.
- Your unexpired Form I-94 that includes a "Most Recent Date of Entry" on or before Sept. 30, 2023, and "UHP" class of admission is an acceptable document that shows your identity and employment authorization for Form I-9, Employment Eligibility Verification. This document satisfies the-Form I-9 requirement for up to 90 days from the date of hire.
 - For reverification and continued employment of existing employees, this Form I-94 satisfies the Form I-9 requirement for up to 90 days from the date employment authorization expires.
- After the 90-day period, you must present an unexpired EAD, or unrestricted Social Security card and acceptable List B identity document from the Form I-9 Lists of Acceptable Documents (such as a state-issued driver's license or identification card).

Required Documents



- Show proof of your initial parole period:
 - Form I-94 (from CBP)
- Proof of identity, such as:
 - Copy of both sides of your EAD
 - Copy of both sides of your government-issued driver's license or state-issued identification.
 - Copy of identity (biographical) page from your passport.
Note: Children may be included on a parent's Ukrainian passport. This information will not be on the identity page.
- Submit full English translation of any document containing foreign language. Content must be translated by a certified translator.

Online Filing Application Process



U.S. Citizenship
and Immigration
Services

- Use the online Form I-131 to apply for re-parole.
 - There's only one form.
 - Online filing will ensure you submit a complete application and pay the correct fee.
 - Cannot file online if you are requesting a fee waiver.
- After re-parole is approved, apply for employment authorization as soon as possible by submitting Form I-765, online.

File a Form

Select the form you want to file online. Once you start, we will automatically save your information for 30 days, or from the last time you worked on the form.

Fee waiver: If you are requesting a fee waiver, you cannot file online. You must file a paper version of both the Form I-912, Request for Fee Waiver and the form for the specific benefit you are requesting. You can review the fee waiver guidance at www.uscis.gov/feewaiver.

Select the form you want to file online.

I-131, Application for Travel Document

I-90, Application to Replace Permanent Resident Card

I-130, Petition for Alien Relative

I-131, Application for Travel Document

I-134A, Online Request to be a Supporter and Declaration of Financial Support

I-539, Application To Extend/Change Nonimmigrant Status

I-589, Application for Asylum and for Withholding of Removal

I-765, Application for Employment Authorization

Start form

Requesting Re-Parole Online




- To request re-parole online under **this new process, you must select:**
 - I am outside the United States, and I am applying for an Advance Parole Document.
 - Also select this option for minor children.



What type of application are you applying for?

Note: If you are an Afghan parolee seeking re-parole and requesting an EAD, you must select the option that indicates you are outside the United States and applying for an Advance Parole Document.

 You can file your request online only for certain application types

If your application type does not appear as an option, you must file a [paper Form I-131](#). If you submit online and are not eligible for one of the application types listed as an option, your application may be **denied** and your filing fee will not be refunded.

- I am outside the United States, and I am applying for an Advance Parole Document
- I am applying for an Advance Parole Document for a person who is outside the United States

Requesting Re-Parole Online (cont.)



U.S. Citizenship
and Immigration
Services

- Select ‘Yes’ to the question, “Are you applying for re-parole?”
 - By selecting “Yes,” you are requesting re-parole if you were paroled into the United States and need to remain here beyond your initial authorized parole period.
 - Also select this option for minor children.

A screenshot of the USCIS online re-parole application form. The question is "Are you applying for re-parole?". Below the question is a subtext: "You can request re-parole if you were paroled into the United States and need to remain in the United States beyond the authorized parole period to accomplish the purpose for which parole was approved." There are two radio button options: "Yes" (selected) and "No". A red arrow points to the "Yes" option. At the bottom, there are two buttons: "Back" and "Next".

Are you applying for re-parole?

You can request re-parole if you were paroled into the United States and need to remain in the United States beyond the authorized parole period to accomplish the purpose for which parole was approved.

Yes 

No

Back Next

Minors will need their own USCIS online account and a unique email address.

Parents or legal guardians may sign for a minor child under the age of 14. Children under the age of 14 may also sign for themselves.

Class of Admission



- Select your correct class of admission.
- Most applicants will have a DT, UHP, or DA class of admission.
- Making an incorrect selection could cause delays.
- Find your class of admission on the Form I-94, Arrival/Departure Record at i94.cbp.dhs.gov.

What is your class of admission?

UHP

UHP - Ukrainian Humanitarian Parole

Paper Filing Application Process



U.S. Citizenship
and Immigration
Services

- Use the paper Form I-131 to apply for re-parole
 - No other forms are required.
 - Use edition 06/06/23 E of Form I-131.
 - The form edition date and page numbers must be visible when printing the form.
 - Handwrite “**Ukraine Re-Parole**” at the top of your form.
- Common mistakes
 - Don’t forget to sign your form.
 - Submit all pages.
 - Use the correct edition of the form.
 - Submit correct filing fee or fee waiver request (Form I-912).

Application for Travel Document
Department of Homeland Security
U.S. Citizenship and Immigration Services

USCIS
Form I-131
OMB No. 1615-0013
Expires 10/31/2025

For USCIS Use Only

Document Hand Delivered

Document Issued

Re-entry Permit (Update "Mat For" Section)

Single Advance Parole

Multiple Advance Parole (Mat For)

Address in Part I

US Consulate at

Has DHS OIG at

To Be Completed by an Attorney, Representative, or any:

Fill in box if O-26 is attached to represent the applicant.

Attorney State License Number

Part I. Information About You

1.a. Family Name (Last Name)

1.b. Given Name (First Name)

1.c. Middle Name

1.d. Country of Birth

2.a. In Case of Name

2.b. Street Number and Name

2.c. Apt. #, Box #, P.O. #

2.d. City or Town

2.e. State

2.f. ZIP Code

2.g. Postal Code

2.h. Province

2.i. Country

Other Information

3. Alien Registration Number (A-Number)

4. Country of Birth

5. Country of Citizenship

6. Class of Admission

7. Gender Male Female

8. Date of Birth (mm/dd/yyyy)

9. U.S. Social Security Number (if any)

Form I-131 Edition 06/06/23

Page 1 of 2

Form I-131 Edition 06/06/23 E

Form I-131, Part 2, Item 1.e.



U.S. Citizenship
and Immigration
Services

Ukraine Re-Parole

Part 2. Application Type

- 1.a.** I am a permanent resident or conditional resident of the United States, and I am applying for a reentry permit.
- 1.b.** I now hold U.S. refugee or asylee status, and I am applying for a Refugee Travel Document.
- 1.c.** I am a permanent resident as a direct result of refugee or asylee status, and I am applying for a Refugee Travel Document.
- 1.d.** I am applying for an Advance Parole Document to allow me to return to the United States after temporary foreign travel.
- 1.e.** I am outside the United States, and I am applying for an Advance Parole Document.



Class of Admission



| Part 1. Information About You | |
|--|------------------------------------|
| 1.a. Family Name (Last Name) | <input type="text"/> |
| 1.b. Given Name (First Name) | <input type="text"/> |
| 1.c. Middle Name | <input type="text"/> |
| Physical Address (USPS ZIP Code Lookup) | |
| 2.a. In Care of Name | <input type="text"/> |
| 2.b. Street Number and Name | <input type="text"/> |
| 2.c. Apt. <input type="checkbox"/> Ste. <input type="checkbox"/> Flr. <input type="checkbox"/> | <input type="text"/> |
| 2.d. City or Town | <input type="text"/> |
| 2.e. State <input type="text"/> | 2.f. ZIP Code <input type="text"/> |
| 2.g. Postal Code | <input type="text"/> |
| 2.h. Province | <input type="text"/> |
| 2.i. Country | <input type="text"/> |
| Other Information | |
| 3. Alien Registration Number (A-Number) | <input type="text"/> |
| 4. Country of Birth | <input type="text"/> |
| 5. Country of Citizenship | <input type="text"/> |
| 6. Class of Admission | <input type="text"/> |
| 7. Gender <input type="checkbox"/> Male <input type="checkbox"/> Female | |
| 8. Date of Birth (mm/dd/yyyy) | <input type="text"/> |
| 9. U.S. Social Security Number (if any) | <input type="text"/> |



Find your class of admission on the Form I-94, Arrival/Departure Record at i94.cbp.dhs.gov.

Instructions for Mailing Paper Form



U.S. Citizenship
and Immigration
Services

U.S. Postal Service

USCIS

Attn: Ukrainian Re-parole

P.O. Box 4012

Carol Stream, IL 60197-4012

FedEx, UPS, or DHL deliveries

USCIS

Attn: Ukrainian Re-parole

(Box 4012)

2500 Westfield Drive

Elgin, IL 60124-7836



Remember! Paper filed cases can still be added to a USCIS online account.

Benefits and Services

Benefits and Services



Certain Ukrainians may be eligible for federal public benefits:

- ORR-funded benefits and services
 - ✓ Temporary cash assistance
 - ✓ Medical assistance
 - ✓ Case management
 - ✓ Employment services
 - ✓ Legal services
- Other federal means-tested public benefits
 - ✓ Temporary Assistance for Needy Families, Supplemental Security Income, Supplemental Nutrition Assistance Program, etc.

Who is Eligible for ORR-Funded Services



- **Certain Ukrainian nationals may be eligible for ORR-funded services:**
 - Ukrainians with parole (including those granted re-parole)
 - Ukrainian asylees (must be granted asylum, not just applied)
 - Ukrainian refugees
- **Important note:** Ukrainians with only Temporary Protected Status and whose parole period has ended are not eligible for ORR benefits and services.

Important ORR Resources



Questions about eligibility for ORR services:

RefugeeEligibility@acf.hhs.gov

Contact a resettlement agency in your state:

[acf.hhs.gov/orr/map/find-resources-and-contacts-your-state](https://www.acf.hhs.gov/orr/map/find-resources-and-contacts-your-state)

Benefits for Ukrainian humanitarian parolees fact sheet:

<https://www.acf.hhs.gov/orr/fact-sheet/benefits-ukrainian-humanitarian-parolees>

Avoid Scams



U.S. Citizenship
and Immigration
Services

- Beware of individuals posing as or impersonating U.S. government officials.
- Beware of individuals asking for personal information.
- Beware of scam websites. U.S. government websites end in **.gov**.
- Do not transfer money or pay filing fees for the Form I-131 to an individual.
- Watch for identity theft.
- Learn about immigration attorneys and accredited representatives of a recognized organization.



USCIS is licensed to use this image.

Learn more ways to avoid scams at uscis.gov/avoidscams.

Important USCIS Resources



U.S. Citizenship
and Immigration
Services

Uniting for Ukraine

- uscis.gov/ukraine
- [uscis.gov/ukraine re-parole/faqs](https://uscis.gov/ukraine-re-parole/faqs)

USCIS Online Account

- my.uscis.gov
- uscis.gov/about-us/contact-us/how-do-i-get-a-new-online-access-code

How to Create a USCIS Online Account Webpage

- uscis.gov/file-online/how-to-create-a-uscis-online-account (available in [Ukrainian](#) and [Russian](#))

Technical Support for Your Account

- my.uscis.gov/account/v1/needhelp

Change Your Address

- my.uscis.gov (change your address in your USCIS online account)
- uscis.gov/addresschange

Victims of Human Trafficking

- uscis.gov/humanitarian/victims-of-human-trafficking-and-other-crimes

Electronic Reading Room

- uscis.gov/records/electronic-reading-room

Upcoming National Engagements

- uscis.gov/outreach

Get USCIS and DHS News

- uscis.gov/news and dhs.gov/news

Concluding Remarks



U.S. Citizenship
and Immigration
Services

- For additional questions, please email public.engagement@uscis.dhs.gov.
- For more information on our national engagements, visit uscis.gov/outreach.
- Follow us on [Twitter](#), [Instagram](#), [YouTube](#), [Facebook](#), and [LinkedIn](#).



About this Presentation



U.S. Citizenship
and Immigration
Services

Author: USCIS

Date of last revision: March 5, 2024

This presentation contains no sensitive Personally Identifiable Information (PII).

Any references in documents or text, with the exception of case law, relate to fictitious individuals.

All images in this presentation are owned by USCIS.



Dissemination



U.S. Citizenship
and Immigration
Services

This presentation may not be reproduced or further disseminated without the express written consent of USCIS.

Please contact the Public Engagement Division for additional information at public.engagement@uscis.dhs.gov.





Thank you for joining today's engagement.



For more information on our national
engagements, visit uscis.gov/outreach.

Follow us on [Twitter](#), [Instagram](#), [YouTube](#),
[Facebook](#), and [LinkedIn](#).